



“

There are a lot of reasons why I have 360 Hunting Blinds on my property, but it all starts with great visibility and the fact that there are no blind spots.

- Don Higgins,  
Chasing Giants



[WWW.360HUNTINGBLINDS.COM](http://WWW.360HUNTINGBLINDS.COM)



## 2022 PRODUCT CATALOG

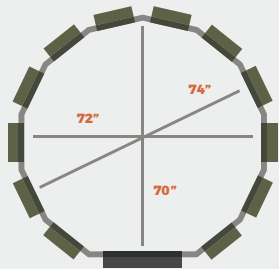






**360 OUTFITTER**

- 13 gun windows
- Carpeted floor

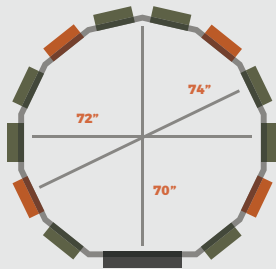


Weight 625 lbs



**360 PRO**

- 9 gun windows
- 4 archery windows
- Carpeted floor
- Carpeted wall up to window

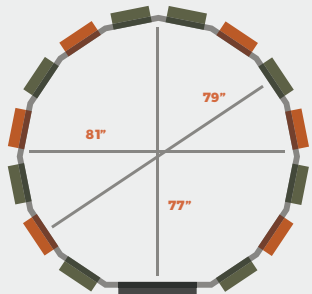


Weight 625 lbs



**360 PRO XL**

- 9 gun windows
- 6 archery windows
- Carpeted floor
- Carpeted wall up to window

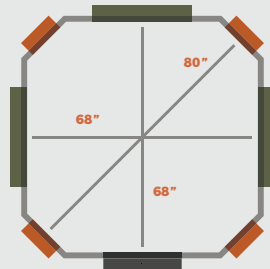


Weight 750 lbs



**SHOOTIN' HOUSE**

- 4 gun windows
- 4 archery windows
- Carpeted floor
- Carpeted wall up to window

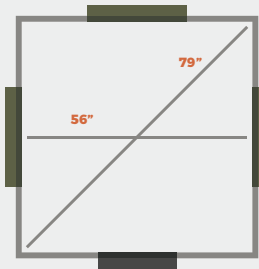


Weight 625 lbs



**SHANTY HUNTER**

- 4 gun windows
- Carpeted floor



Weight 425 lbs



Hunting Blind Kit

**STANDARD FEATURES IN 360 BLINDS**

- Wood frame construction
- Long lasting LP Smartside Composite Exterior
- Super tight design stays warm and dry
- 80" inside height
- Carpeted floor
- Built in pockets for pressure treated 4x4 legs
- Locking door with sliding 18"wide x 12" high window
- Adjustable vent above the door
- Peep windows at standing height
- Weighted, sliding window system
- Carpeted shooting rail at each window
- Heavy duty, seamless waterproof roof
- Ships in kit form or fully assembled

■ Door ■ Gun Window ■ Archery Window

**METAL TOWER STAND**

We offer several different heights and models of metal stands for your 360 Hunting Blind. Available 8' or 12' high or they can be upgraded to the Heavy Duty model that adjusts from 8'-11' high. The powder coated finish can withstand many years in the elements.

These stands are designed to be assembled on site and can easily be transported to the most remote part of your property.



**DOUBLE WINDOW**

The double window has 2 panes; a clear one and a tinted one. In low light conditions, the tinted one can simply be latched up and out of the way while still allowing the clear window to operate normally. This eliminates the need to keep windows open in low light and increases visibility while still maintaining scent control.

Double Window



360 Shelf Kit



Shootin' House Shelf Kit

